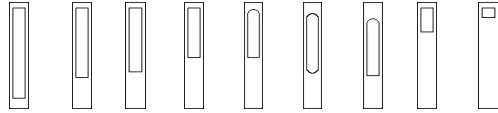


2012 ENERGY STAR® Qualification Chart

Does your door
qualify?



Glass designs



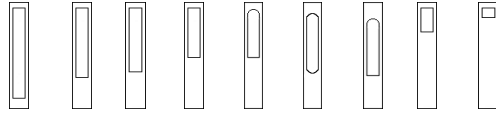
Classic-Craft® American Style Collection™												
Hazelton™	.23 / .15										.19 / .09	
Homeward™	.23 / .15										.19 / .09	
Privacy	.23 / .15										.19 / .09	
Savannah™	.23 / .15										.19 / .09	
Villager™	.23 / .15										.19 / .09	
Low-E	.21 / .10										.18 / .05	
Low-E with External Grilles	.21 / .10										.18 / .05	
Solid Panel (includes all paneling designs)												
Classic-Craft® Mahogany Collection™												
Arcadia™	.23 / .15	.19 / .09									.19 / .09	
Ashurst™	.23 / .15	.19 / .09									.19 / .09	
Bella™	.23 / .15	.19 / .09									.19 / .09	
Central Park	.25 / .18										.20 / .09	
Longford™	.23 / .15	.19 / .09									.19 / .09	
Privacy	.23 / .15											
Low-E	.21 / .10	.18 / .05									.18 / .05	
Classic-Craft® Rustic Collection™												
Arcadia™	.23 / .15											
Ashurst™	.23 / .15											
Bella™	.23 / .15											
Cambridge™	.23 / .15											
Longford™	.23 / .15											
Privacy	.23 / .15											
Provincial™	.23 / .15											
Low-E	.21 / .10											
Classic-Craft® Oak Collection™												
Arcadia™	.23 / .15	.19 / .09	.19 / .09								.19 / .09	
Bella™	.23 / .15										.19 / .09	
Cambridge™	.23 / .15	.19 / .09	.19 / .09								.19 / .09	
Central Park	.23 / .15	.20 / .09	.20 / .09								.20 / .09	
Privacy	.23 / .15											
Provincial™	.23 / .15	.19 / .09	.19 / .09								.19 / .09	
Low-E	.21 / .10	.18 / .05	.18 / .05								.18 / .05	
Low-E with External Grilles	.21 / .10		.18 / .05								.18 / .05	
Classic-Craft® Canvas Collection™												
Arcadia™	.23 / .15											
Ashurst™	.23 / .15											
Augustine®	.23 / .15											
Bella™	.23 / .15											
Cambridge™	.23 / .15											
Hazelton™	.23 / .15										.19 / .09	
Homeward™	.23 / .15										.19 / .09	
Longford™	.23 / .15											
Privacy	.23 / .15										.19 / .09	
Provincial™	.23 / .15											
Savannah™	.23 / .15										.19 / .09	
Villager™	.23 / .15										.19 / .09	
Low-E	.21 / .10										.18 / .05	
Low-E with External Grilles	.21 / .10										.18 / .05	

Boxes left blank indicate this is not a Therma-Tru product offering.

KEY	Indicates Product is Energy Star Qualified	Numbers: U-Factor / Solar Heat Gain Coefficient
	Indicates Product is Not Energy Star Qualified	X: Indicates Product Information is Not Available

2012 ENERGY STAR® Qualification Chart

Does your door
qualify?



Glass designs

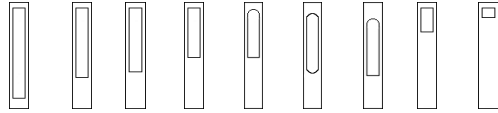
Fiber-Classic® Mahogany Collection																			
Avonlea™	.18 / .09		.18 / .09	.18 / .09															
Avonlea™ with Impact			.20 / .08	.20 / .08															
Bevelline™	.18 / .09			.18 / .09															
Blackstone®	.18 / .09			.18 / .09	.18 / .09														
Blackstone® with Impact					.20 / .08														
Brookside	.18 / .09																		
Concorde™	.18 / .09			.18 / .09	.18 / .09				.18 / .09										
Crystal Diamonds™	.18 / .09			.18 / .09	.18 / .09				.18 / .09										
Crystalline™	.18 / .09			.18 / .09	.18 / .09				.18 / .09										
Element	.18 / .09																		
Frosted Images®	.20 / .09				.20 / .09														
Kensington	.18 / .09				.18 / .09														
Keystone™	.18 / .09			.18 / .09	.18 / .09				.18 / .09										
Maple Park™	.18 / .09			.18 / .09	.18 / .09														
Maple Park™ with Impact					.20 / .08														
Privacy	.18 / .09			.18 / .09	.18 / .09														
Privacy with Impact					.20 / .08	.20 / .08													
Salinas®	.20 / .10			.20 / .10	.20 / .10														
Salinas® with Impact				.20 / .09	.20 / .09														
Saratoga™	.18 / .09			.18 / .09	.18 / .09														
Sedona	.18 / .09			.18 / .09	.18 / .09														
Texas Star	.18 / .09			.18 / .09	.18 / .09														
Wellesley™	.18 / .09			.18 / .09	.18 / .09														
Internal Blinds	.20 / .09				.20 / .09														
Clear				.20 / .09	.21 / .09				.20 / .09										
Clear with Internal Grilles					.20 / .08														
Clear with External Grilles					.21 / .09														
Clear with Impact				.20 / .08	.20 / .08														
Clear with Impact & Internal Grilles					.20 / .07														
Low-E	.18 / .05			.18 / .05	.19 / .05				.18 / .05										
Low-E with Internal Grilles	.18 / .05				.19 / .05														
Low-E with External Grilles	.18 / .05				.19 / .05														
Low-E with Impact				.18 / .06	.18 / .06														
Low-E with Impact & Internal Grilles					.18 / .05														

Boxes left blank indicate this is not a Therma-Tru product offering.

KEY	Indicates Product is Energy Star Qualified	Numbers: U-Factor / Solar Heat Gain Coefficient
	Indicates Product is Not Energy Star Qualified	X: Indicates Product Information is Not Available

2012 ENERGY STAR® Qualification Chart

Does your door
qualify?



Glass designs

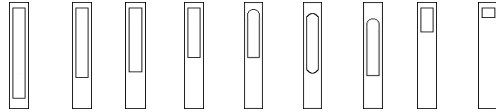
Fiber-Classic® Oak Collection												
Avonlea™	.18 / .09	.18 / .09	.18 / .09									
Avonlea™ with Impact	.19 / .08	.19 / .08	.19 / .08									
Bevelline™	.21 / .09		.18 / .09									
Blackstone®	.18 / .09	.18 / .09	.18 / .09									
Blackstone® with Impact	.19 / .08		.19 / .08									
Concorde™	.18 / .09	.18 / .09	.18 / .09	.18 / .09								
Crystal Diamonds™	.18 / .09	.18 / .09	.18 / .09	.18 / .09								
Crystalline™	.18 / .09	.18 / .09	.18 / .09	.18 / .09								
Crystalline™ with Impact	.19 / .08											
Element	.18 / .09											
Frosted Images®	.21 / .09		.20 / .09									
Kensington™	.18 / .09		.18 / .09									
Keystone™	.18 / .09	.18 / .09	.18 / .09	.18 / .09								
Privacy	.18 / .09	.18 / .09	.18 / .09									
Privacy with Impact	.19 / .08	.19 / .08	.19 / .08									
Maple Park™	.18 / .09	.18 / .09	.18 / .09									
Maple Park™ Impact	.19 / .08		.19 / .08									
Salinas®	.20 / .10	.20 / .10	.20 / .10									
Salinas® with Impact	.20 / .09	.20 / .09	.20 / .09									
Saratoga™	.18 / .09		.18 / .09									
Sedona	.18 / .09	.18 / .09	.18 / .09									
Texas Star	.18 / .09	.18 / .09	.18 / .09									
Wellesley™	.18 / .09	.18 / .09	.18 / .09									
Internal Blinds	.20 / .09		.20 / .09									
Clear	.21 / .09	.21 / .09	.20 / .09	.20 / .09								
Clear with Internal Grilles	.20 / .08		.20 / .08									
Clear with External Grille	.21 / .09		.20 / .09									
Clear with Internal & External Grilles												
Clear with Impact	.20 / .08	.20 / .08	.20 / .08									
Clear with Impact & Internal Grilles	.20 / .07		.20 / .07									
Low-E	.19 / .05	.19 / .05	.18 / .05	.18 / .05								
Low-E with Internal Grilles	.19 / .05		.18 / .05									
Low-E with External Grilles	.19 / .05		.18 / .05									
Low-E with Internal & External Grilles												
Low-E with Impact	.18 / .06	.18 / .06	.18 / .06									
Low-E with Impact & Internal Grilles	.18 / .05		.18 / .05									
Solid Panel (includes all paneling designs)												
Flush-Glazed:												
Clear	.25 / .18		.20 / .09									
Clear with Internal Grilles	.25 / .16		.20 / .08									
Clear with External Grille	.25 / .18		.20 / .09									
Clear with Internal & External Grilles												
Low-E	.21 / .10		.18 / .05									
Low-E with Internal Grilles	.22 / .09		.18 / .05									
Low-E with External Grilles	.21 / .10		.18 / .05									
Low-E with Internal & External Grilles												
Bevelline™												
Bevelline™ with Low-E												

Boxes left blank indicate this is not a Therma-Tru product offering.

KEY	Indicates Product is Energy Star Qualified	Numbers: U-Factor / Solar Heat Gain Coefficient
	Indicates Product is Not Energy Star Qualified	X: Indicates Product Information is Not Available

2012 ENERGY STAR® Qualification Chart

Does your door
qualify?



Glass designs

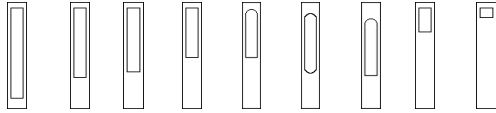
Traditions Steel (wood edge)	
Avonlea™	.18 / .09
Avonlea™ with Impact	.19 / .08
Blackstone®	.18 / .09
Blackstone® Impact	.19 / .08
Concorde™	.18 / .09
Contemporary™	.20 / .08
Crystal Diamonds™	.18 / .09
Crystalline™	.18 / .09
Crystalline™ Impact	.19 / .08
Element	.18 / .09
Frosted Images®	.20 / .09
Kensington™	.18 / .09
Keystone™	.18 / .09
Privacy	.18 / .09
Privacy with Impact	.19 / .08
Maple Park™	.18 / .09
Maple Park™ with Impact	.19 / .08
Salinas®	.20 / .10
Salinas® Impact	.19 / .09
Saratoga™	.18 / .09
Sedona	.18 / .09
Texas Star	.18 / .09
Wellesley™	.18 / .09
Internal Blinds	.20 / .09
Clear	.20 / .09
Clear with Internal Grilles	.20 / .08
Clear with External Grilles	.20 / .09
Clear with Internal & External Grilles	.19 / .08
Clear with Impact	.19 / .07
Clear with Impact & Internal Grilles	.18 / .05
Low-E	.19 / .05
Low-E with Internal Grilles	.19 / .05
Low-E with External Grilles	.19 / .05
Low-E with Internal & External Grilles	.17 / .06
Low-E with Impact	.17 / .05
Low-E with Impact & Internal Grilles	

Boxes left blank indicate this is not a Therma-Tru product offering.

KEY	Indicates Product is Energy Star Qualified	Numbers: U-Factor / Solar Heat Gain Coefficient
	Indicates Product is Not Energy Star Qualified	X: Indicates Product Information is Not Available

2012 ENERGY STAR® Qualification Chart

Does your door
qualify?



Glass designs

8 FOOT SECTION

Fiber-Classic® Mahogany Collection™			
Avonlea™		.18 / .09	.18 / .09
Avonlea™ with Impact		.19 / .08	.19 / .08
Bevelline		.20 / .09	
Blackstone®	.22 / .15	.18 / .09	.18 / .09
Blackstone® with Impact	.23 / .13	.19 / .08	
Concorde™	.22 / .15	.18 / .09	.18 / .09
Crystal Diamonds™		.18 / .09	.18 / .09
Crystalline™	.22 / .15	.18 / .09	.18 / .09
Element		.18 / .09	
Frosted Images®	.25 / .18	.20 / .09	
Kensington™		.18 / .09	
Keystone™		.18 / .09	.18 / .09
Maple Park™		.18 / .09	.18 / .09
Maple Park™ with Impact		.19 / .08	
Privacy	.22 / .15	.18 / .09	.18 / .09
Privacy with Impact	.23 / .13	.19 / .08	.19 / .08
Salinas®	.25 / .16	.20 / .10	.20 / .10
Salinas® with Impact	.24 / .14	.20 / .09	.20 / .09
Saratoga™	.22 / .15	.18 / .09	.18 / .09
Sedona	.22 / .15	.18 / .09	.18 / .09
Texas Star		.18 / .09	.18 / .09
Wellesley™	.22 / .15	.18 / .09	.18 / .09
Internal Blinds	.25 / .18	.20 / .09	
Clear	.25 / .18	.21 / .09	.20 / .09
Clear with Internal Grilles		.20 / .08	
Clear with External Grilles			
Clear with Internal & External Grilles			
Clear with Impact	.24 / .15	.20 / .08	.20 / .08
Clear with Impact & Internal Grilles			
Low-E	.21 / .10	.19 / .05	.18 / .05
Low-E with Internal Grilles		.19 / .05	
Low-E with External Grilles			
Low-E with Internal & External Grilles			
Low-E with Impact	.20 / .11	.18 / .06	.18 / .06
Low-E with Impact & Internal Grilles			

Boxes left blank indicate this is not a Therma-Tru product offering.

KEY		Indicates Product is Energy Star Qualified	Numbers: U-Factor / Solar Heat Gain Coefficient
		Indicates Product is Not Energy Star Qualified	

